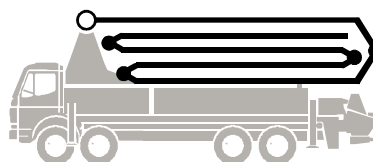


Truck-mounted concrete pump

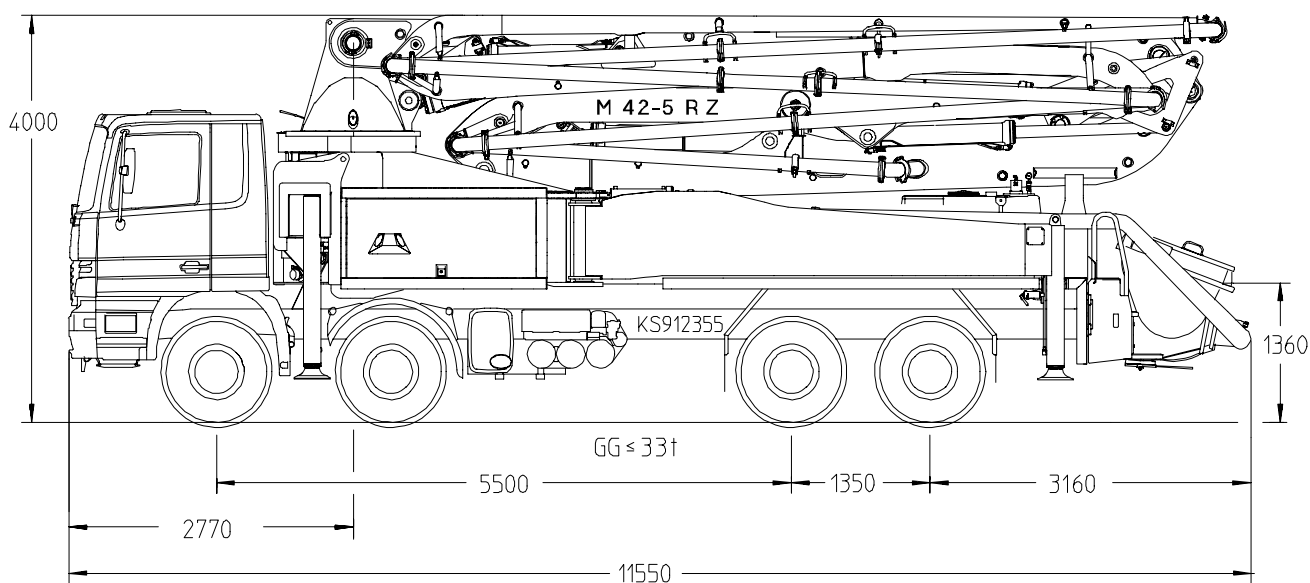
BSF 42-5.14 H

Output up to 160 m³/h
Delivery pressure up to 130 bar



.16 H

.16 H LS



Note: Standard version. Dimensions and weights depend on truck, pump model and equipment.
Dimensions in mm, MB-Actros 3241 as example

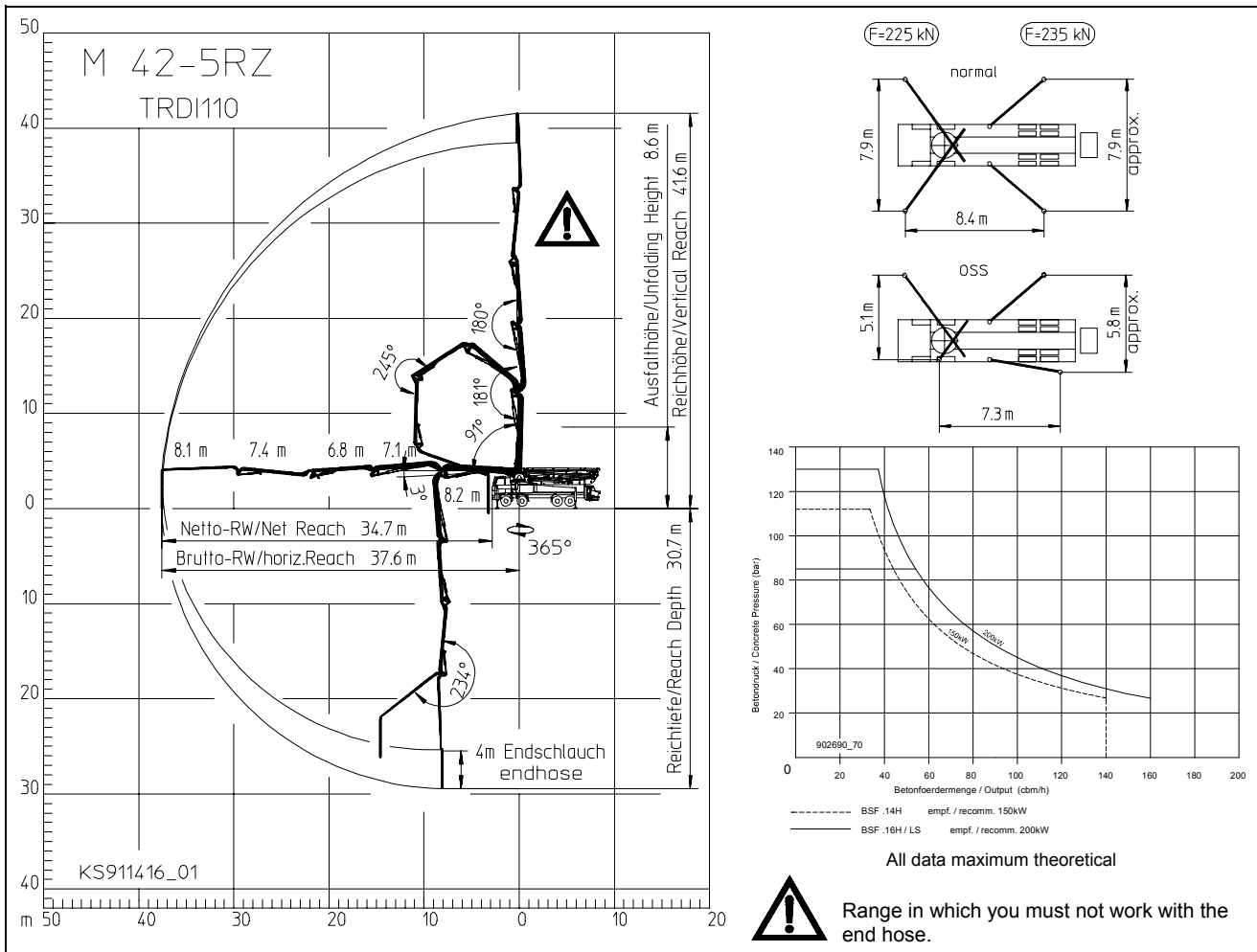
Technical Data

Boom M 42-5		
Reach height	m	41.6
Horizontal reach	gross	m 37.6
	net	m 34.7
Reach depth max.	m	30.7
Unfolding height	m	8.6
End hose length	m	4
Number of arms	5	
Folding system	Roll-Z-folding (RZ)	
Delivery line	DN 125/5.5	

Pump		BSF	.14 H	.16 H	.16 H LS
Rod side	Output	m ³ /h	140	160	-
	Delivery pressure	bar	70	85	-
	Strokes	1/min.	27	31	-
Piston side	Output	m ³ /h	88	108	160
	Delivery pressure	bar	112	130	85
	Strokes	1/min.	17	21	26
	Delivery cylinder	∅ mm	230	230	250
	Stroke	mm	2100	2100	2100

Delivery line boom max. 85 bar.
All data maximum theoretical.

Reach information diagram, Support, Performance diagram



Delivery scope

	Standard	Options Package *	Options Package Plus		Standard	Options Package *	Options Package Plus
support plates 4x in magazine	●			support plates 4x + timber wood 8x1000 in magazine		●	●
spotlights 4x for illumination support area	●			OSS one side support		●	●
concrete hopper RS 900 with agitator	●			traffic permission kit		●	●
diagnose interfaces, central for electric and hydraulic	●			splash guard foldable		●	●
EOC (Ergonic output control)	●			lighting in toolbox		●	●
EPS (Ergonic pump system)	●			central lubrication hopper, electrical		●	●
EGD (Ergonic Graphic Display)	●			horn at the boom		●	●
radio remote control with display	●			working search light on boom for hopper illumination			●
remote control with 40 m cable	●			flashlights for 4 support legs front and rear			●
central lubrication strip hopper	●			high pressure water pump 100 bar with dry-run protection			●
rubber collar	●			vibrator, electrical			●
painting: arm assembly RAL 3020 signalred	●			hard metal wear parts kit			●
painting: pump MB 1227 chrome yellow	●						
flushing water pump 160 l/min 25 bar	●						
water tank	●						
concrete line DN125/5.5, 133x4	●						
concrete line DN125/5.5, PM 22 twin layer		●					
concrete line DN125/5.5, PM 252 Proline			●				

* recommended in Europe

special: Ergonic Boom Control EBC

Please see quotation for exact delivery scope.